



INSTANT PASS **Doors**



Model INSTANT PASS®



The efficient folding system fast door...

Specially designed for exposed entrances or entrances subject to significant changes in air current or wind without coming off the guides, without being subject to wear and tear, tears or deformations and remaining unaltered for many years.

Canvas specifications

The canvas is fitted with a series of side reinforcements, depending on the requirements of the works, in galvanised steel of different diameters or in "composite" material made of fibreglass or polyester manufactured by pultrusion. This material has extraordinary resistance to breaking (even with violent impacts from moving vehicles) and great flexibility, which is why it can be bent forcibly without causing permanent deformations. Rubber caps are mounted on the ends to prevent wear from friction and to reduce noise. The lower skirting is a fabric bag that enables perfect adjustment even on uneven floors. The bag is painted in yellow and black stripes, which indicates a hazardous transit area for material transport industrial vehicles.

*For range of colours and types of canvas see page 32.

Structure

Mainly manufactured from galvanised steel of different thicknesses depending on the application.

Reinforced sheet metal has been fitted to the insides of the guides and the platform to withstand the significant impacts they are subject to, without causing deformations. The standard format is delivered painted with polyurethane paint made of two highly resistant and durable components.

Standard RAL colour or, on order request, a colour selected by the customer.

Motor and control panel

Self-locking reducer motor for intensive use with integrated position mechanical switches. Electro-brake for exact positioning and locking the canvas. Manual release of the electro-brake with a handle. Manual opening system with a crank, actionable on foot from the floor. Control panel controlled by a programmable automaton, configured with a specific algorithm for this type of auctioning.

Some examples of use may be:

- Industrial environments
- Car dealers
- Washing tunnels, etc.

Special situations that do not enable standard configurations to be adapted may be studied by the Angel Mir projects department.

Options

- AISI 304L and 316L stainless steel structure.
- ATEX certified doors for explosive environments. Powder or paint.

- Sealing joints or brushes.
- Detachable vision panels.

Access security

Wireless contact band on the main edge and infra-red barrier at 500 mm from the floor.

Optional: Infra-red curtain up to 2.5 m height. This system has a series of photocells fitted one on top of another that create the infra-red barrier on the entire height of the door and up to 2 m high, which detects any object, including small objects, preventing lowering the door or raising it again if it has already begun to lower. Avoids physical contact with the door.

Performance of the air

Wind resistance as 12424: until class 4.

Dimensions

Maximum: 9,000 x 7,000 mm.

Please ask if larger sizes are required.



HIGH SPEED DOORS

INSTANT
PASS

GRAND
PASS

INSTANT
ROLL

HERMETIC
ROLL

INSTANT
PROTECT

EASY ROLL

MIRFLEX

GENERAL
SPECIFICATIONS &
APPLICATIONS

OPENING
SIDE
DOORS



Instant Pass® repair workshop exterior assembly with cover, motor guard and printed sign.

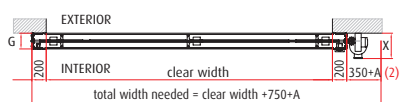


Instant Pass® for loading bays in Eithad Towers of Abu Dhabi.

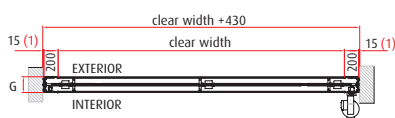
Lintel occupation. Approximate measurements (mm.)

SPAN HEIGHT mm.	2.500	3.000	3.500	4.000	4.500	5.000	5.500	6.000	6.500
N° OF PANELS	5	7	7	9	9	9	11	11	11
B (LINTEL)	1.083	973	1.057	985	1.048	1.110	1.061	1.111	1.161


Installation measurements Instant Pass® (mm.)



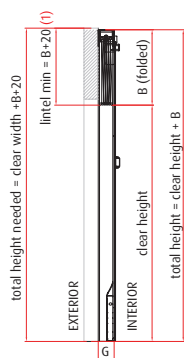
Side motor (internal overlapped)



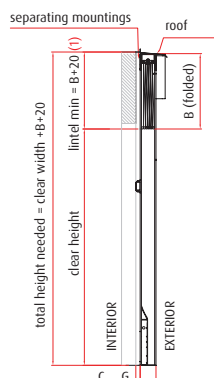
Front motor (between walls)



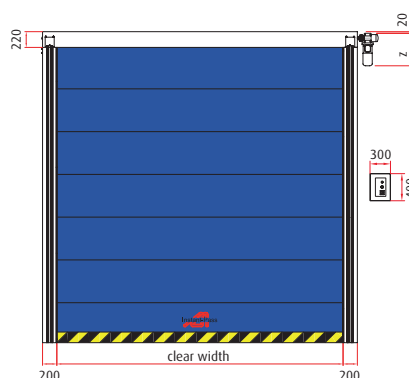
Side motor (external overlapped)



Side motor (internal overlapped)



Side motor (external overlapped)



(1) Exemption
(2) Space required for adjusting the end of the runway.
A Measurement A varies between 70 and 130 depending on the motor.

X Measurement X varies between 245 and 355 depending on the motor.
Z Measurement Z varies between 400 and 670 depending on the motor.
C For span width <4,000 C=60; for span width >4,000 C=90.

G Measurements vary between 200 mm and 500 mm.
Check the table for B measurements.

The figures provided here are intended for guidance only. Please ask our sales department to confirm any information.

Model INSTANT PASS® PREMIUM



Instant Pass® PREMIUM is the fastest stackable door on the market, up to 1.8 m/s. There are semi-rigid doors, very complete technically speaking and having a design very resistant and adaptable to virtually all kinds of voids. They are particularly suitable for areas with intense people flow having accesses of medium / large side, facing the exterior and / or with major air pressures – depressions.

Features of the canvas

The canvas is equipped with a series of cross reinforcements that, depending on the work necessities, are manufactured in galvanized steel of different diameters and thicknesses or in “composite” material of fiberglass polyester made by pultrusion. This material counts on an extraordinary resistance to breakage (even through violent impacts made by vehicles in movement) and great flexibility, so it can bend strongly without permanent deformation.

The ends of the canvas have rubber caps that prevent the wear by friction, and reduce the noise. The lower sole is a band, thanks to it a perfect adjustment even in irregular floors is achieved. The mentioned band is screen printed with the safety symbols – black and yellow diagonal stripes – indicating the danger in a traffic area of industrial vehicles transporting materials.

Structure

The structure is self-supporting and made with galvanized steel. Inside the guides and the platform, and in order to support, without getting distorted, the significant stress to which they are submitted, reinforcements of folded metal sheet have been placed. It also incorporates anti-noise sealing joints into the lateral guides.

The finish of the structure is made with polyurethane painting of two components of great resistance and durability. With the RAL colour chosen or manufactured in Inox Steel AISI 304 or 316.

Engine and operation panel

Irreversible geared engine for intensive use with integrated sidelight mechanical switches. Electrobrake for a precise positioning and locking of the canvas. Manual release of the electrobrake through a handle. Manual opening system through a handle, which can be triggered standing on the ground. The engine is protected with a cover.

Elastic connection between the engine and the axle to absorb the vibrations and increase the reliability of the geared motor. The operation panel is controlled by a programmable controller, which is configured with a specific algorithm for this kind of drive. It incorporates a speed control that provides a

quick rising of the canvas and a more gentle speed when lowering.

Options

- The canvas may incorporate viewing windows made of PVC glass quality.
- The vision panels may be detachable.
- Special canvas Flextex 1000-FR for stackable doors.

Access security

Infrared curtain up to 2.5 m high. This system consists of a series of photocells arranged one above the other creating an infrared curtain across the whole width of the door and to 2.5 m. height. That curtain detects any object, including the small ones, preventing the door lowering or lifting again if it has started to fall. Therefore avoiding physical contact with the door.

Performance of the air

Wind resistance as per 12424: up to Class 4.

Dimensions

Maximum sizes: 5,000 x 5,000 mm.
To consult for larger sizes.

HIGH SPEED DOORS

INSTANT
PASS

GRAND
PASS

INSTANT
ROLL

HERMETIC
ROLL


INSTANT
PROTECT

EASY ROLL


MIRFLEX

GENERAL
SPECIFICATIONS &
APPLICATIONS

OPENING
SIDE
DOORS

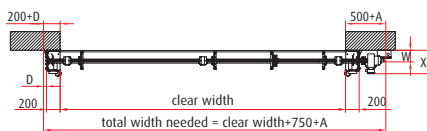


A detachable rod system allowing the replacement of the canvas by sections.

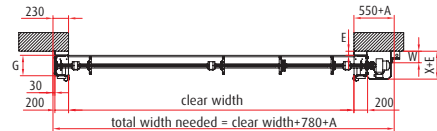


Sealing joints or brushes and infra-red barrier.

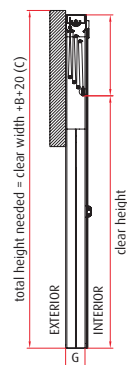
Installation measurements Instant Pass® PREMIUM (mm.)



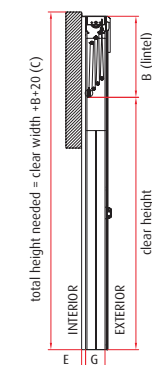
Side motor
(internal overlapped)



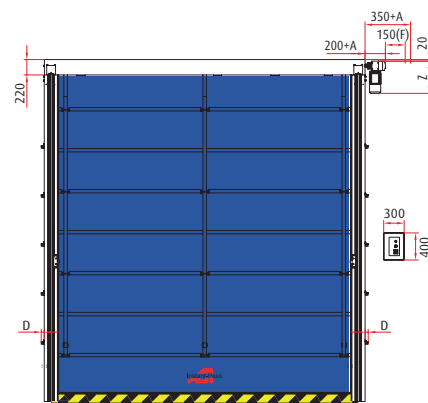
Side motor
(external overlapped)



Side motor
(internal overlapped)



Side motor
(internal overlapped)



(C) Exemption
(D) For doors until 25 m² D=46
For doors over 25 m² D=100

(E) For width until 4 m E=60
For width over 4 m E=90
(F) To regulate the limit switch

(A, B, G, X, Z) Check the tables

Model INSTANT PASS® BASIC



Instant Pass® BASIC at logistic warehouse.

Instant Pass® BASIC is the basic model of a door that has been successful for many years.

Built with practically the same specifications as its sister product, this is the perfect door for outdoor accesses and can withstand significant changes in the air current or wind without coming off the guides, without being subject to wear and tear, tears or deformations and remaining unaltered for many years.

Canvas specifications

The canvas is fitted with a series of side reinforcements in tubes of "composite" material made of fiberglass and polyester manufactured by pultrusion, which provides extraordinary resistance to breaking (even with violent impacts from moving vehicles) and can withstand significant air pressures without causing permanent deformations.

Rubber caps are mounted on the ends to prevent wear from friction and to reduce noise. The lower skirting is a fabric bag that enables perfect adjustment even on uneven floors. The bag is painted in yellow and black stripes, which indicates a hazardous transit area for

material transport industrial vehicles.

*See page 32 for the colour range.

Structure

Mainly manufactured from galvanised steel of different thicknesses depending on the purpose of the task. Reinforced sheet metal has been fitted to the insides of the guides and the platform to withstand the significant impacts they are subject to, without causing deformations. It is delivered as standard in natural galvanised steel, although it may optionally be painted in RAL colour. Available in a stainless steel version.

Motor and control panel

Auto locking compact reducer motor with safety catch incorporated. Electronic control panel.

Usage recommendations

- Some examples of use may be:
- Industrial environments
 - Car dealers
 - Washing tunnels, etc.

Special situations that do not enable standard configurations to be adapted may be studied by the Angel Mir projects department.

Access security

Option 1: Wireless contact band on the main edge and infra-red barrier at 500 mm from the floor.

Option 2: Infra-red curtain up to 2.5 m height. This system has a series of photocells fitted one on top of another that create the infra-red barrier on the entire height of the door and up to 2.5 m high, which detects any object, including small objects, preventing lowering the door or raising it again if it has already begun to lower. Avoids physical contact with the door.

Performance of the air

Wind resistance as per 12424: up to Class 3.

Dimensions

Maximum: 6,000 x 6,000 mm.
Please ask if larger sizes are required.



HIGH SPEED DOORS

INSTANT
PASS

GRAND
PASS

INSTANT
ROLL

HERMETIC
ROLL

INSTANT
PROTECT

EASY ROLL

MIRFLEX

GENERAL
SPECIFICATIONS &
APPLICATIONS

OPENING
SIDE
DOORS



Instant Pass® BASIC.

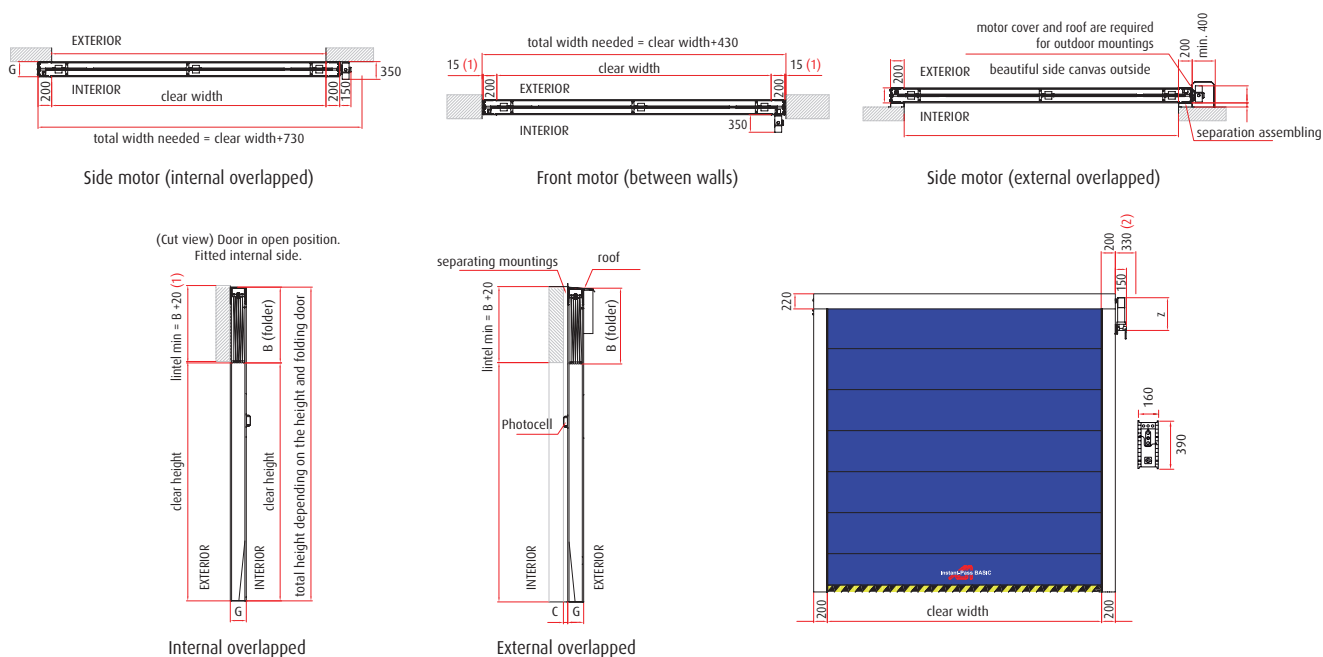


Instant Pass® BASIC with double canvas.

Lintel occupation. Approximate measurements (mm.)

SPAN HEIGHT mm.	2.500	3.000	3.500	4.000	4.500	5.000	5.500	6.000
N° OF PANELS	5	7	7	9	9	9	11	11
B (LINTEL)	1.083	973	1.057	985	1.048	1.110	1.061	1.111

Installation measurements Instant Pass® BASIC (mm.)



(1) Exemption
 (2) Space required to assemble the motor.

Z Measurement Z varies between 245 and 522 depending on the motor.
 C for span width < 4,000 C=60; for span width > 4,000 C=90.

G Measurements vary between 200 mm and 400 mm.
 Check the table for B measurements.

The figures provided here are intended for guidance only. Please ask our sales department to confirm any information.

Model INSTANT PASS® ECO



Instant Pass® ECO at pressure wash cars centre.

Instant Pass® ECO is the speed and stackable door suitable for small accesses facing outwardly and inwardly and / or having to withstand wind loads or important air pressures or depressions. Although its structure is lighter than other models Instant Pass, is a sturdy and solid door, designed for continuous use.

Features of the canvas

The canvas is equipped with a series of cross reinforcements that, depending on the work necessities, are manufactured in galvanized steel of different diameters and thicknesses or in "composite" material of fiberglass polyester made by pultrusion. This material count on an extraordinary resistance to breakage (even through violent impacts made by vehicles in movement) and great flexibility, so it can bend strongly without permanent deformation.

The ends of the canvas have rubber caps that prevent the wear by friction, and reduce the noise. The lower socle is a band, thanks to it a perfect adjustment even in irregular floors is achieved. The mentioned band is screen printed with the safety symbols – black and yellow diagonal stripes – indicating the danger in a traffic area of industrial vehicles transporting materials.

Structure

The structure is self-supporting and made with galvanized steel. The finish is in steel sheet lacquered in Blanco Pirineo colour.

Engine and operation panel

Irreversible geared engine for intensive use with integrated sidelight mechanical switches. Electrobrake for a precise positioning and locking of the canvas. Manual release of the electrobrake through cable handles. The canvas is moved via a handle incorporated in the engine itself. Electronic operation panel.



Instant Pass® ECO with vision panels in repair workshop.

Access security

Wireless contact band on the main edge and infrared barrier at 500 mm from the ground.

Options

The canvas may incorporate viewing windows made of PVC glass quality and the engine may be front mounted with chain drive.

Performance of the air

Wind resistance as per 12424: Class 2.

Dimensions

Maximum: 5,560 x 4,900 mm.

Lintel occupation.

Approximate measurements (mm.)

SPAN HEIGHT mm.	Nº OF PANELS	B (LINTEL)
2.500	5	1.083
3.000	7	973
3.500	7	1.057
4.000	9	985
4.500	9	1.048
5.000	9	1.110

HIGH SPEED DOORS

INSTANT
PASS

GRAND
PASS

INSTANT
ROLL

HERMETIC
ROLL

INSTANT
PROTECT

EASY ROLL

MIRFLEX

GENERAL
SPECIFICATIONS &
APPLICATIONS

OPENING
SIDE
DOORS



Instant Pass® ECO in distribution warehouse.



Instant Pass® ECO in paper industry.




Instant Pass® ECO in supermarket warehouse.

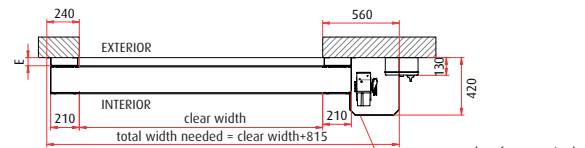


Instant Pass® ECO in supermarket warehouse.

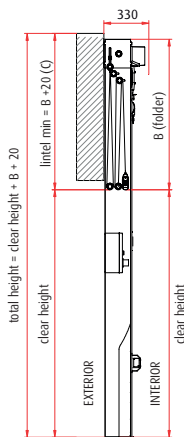
Installation measurements Instant Pass® ECO (mm.)



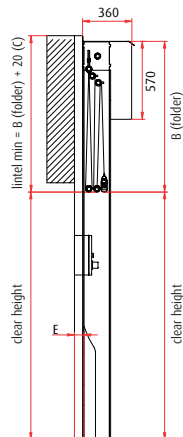
Side motor (internal overlapped)



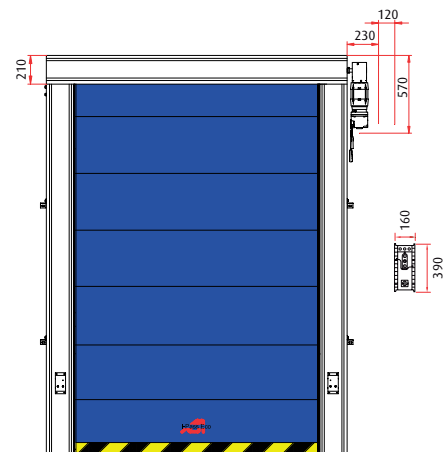
Side motor (internal overlapped)



Inside installation



Outside installation



(B) Exemption Exemption of installation (E) For width until 4000 E = 60
For width over 4000 E = 90

The figures provided here are intended for guidance only. Please ask our sales department to confirm any information.

Model INSTANT PASS® ISO



Instant Pass® ISO.



Instant Pass® ISO.

Ángel Mir® Instant Pass® ISO doors have been refined based on continual demand for high speed doors for refrigerated chambers. Designed to resist low temperatures.

Canvas specifications

The mobile curtain is made up of a series of panels, made up of a double fabric wall made from Trevira impregnated with PVC and a flexible polyurethane foam insulating laminate on the inside. The panels are pre-formed so that they fold easily on the creases. Polyamide locking joint on the ends of the mobile curtain.

Waterproof insulating canvas on the upper front of the mobile curtain.

Roll-up PVC cover on the upper part of the platform for maintenance access to the shaft case. The composite side reinforcements, sheathed in canvas enable the door to withstand pressures from air currents caused by differences in temperature or open doors. The material they are made of enables them to withstand strong impacts without breaking or causing permanent deformations.

Structure

Mainly manufactured from galvanised steel of different thicknesses depending on the purpose of the task. Reinforced sheet metal has been fitted to the insides of the guides and the platform to withstand the significant

impacts they are subject to, without causing deformations.

Special brushes for low temperatures are placed on the mountings to improve the seal. There is an option for insulated and heated mountings.

Motor and control panel

Self-locking reducer motor for intensive use with integrated position mechanical switches. Designed to withstand low temperatures. Heating motor option. Electro-brake for exact positioning and locking the curtain with increased protection for preventing moisture from entering and ice from forming.

Manual release of the electro-brake with a handle. Manual opening system with a crank. Control panel with polyester box and increased protection. Control panel controlled by a programmable automaton, configured with a specific algorithm for this type of auctioning.

The security photocells are heated to prevent ice formation.

Characteristics

This model DOESN'T work as the only door for negative chambers, separating positive temperature environments. It should always be combined with a cooler sliding door.

In order to prevent the formation of ice

or frost, these doors must be assembled in dehumidified areas. They cannot be mounted as a separation between freezing chambers and areas having temperature and humidity around them.

They cannot include transparent window. Usually, the operation panel should be assembled on the positive side. If installed in negative zone, it should be heated.

Maximum temperature - 25°.

Options

- Painted and galvanized steel structure.
- Insulated and heated guides.
- Heated operation panel.
- Heated engine.

Performance of the air

Wind resistance as per 12424: Class 2.

Dimensions

Maximum: 4,000 x 4,000 mm.

Lintel occupation.

Approximate measurements (mm.)

SPAN HEIGHT mm.	Nº OF PANELS	B (LINTEL)
2.500	5	1.083
3.000	7	973
3.500	7	1.057
4.000	9	985

HIGH SPEED DOORS

INSTANT
PASS

GRAND
PASS

INSTANT
ROLL

HERMETIC
ROLL

INSTANT
PROTECT

EASY ROLL

MIRFLEX

GENERAL
SPECIFICATIONS &
APPLICATIONS

OPENING
SIDE
DOORS



Instant Pass® ISO in distribution warehouse of freezing products.



Instant Pass® ISO in cold room.

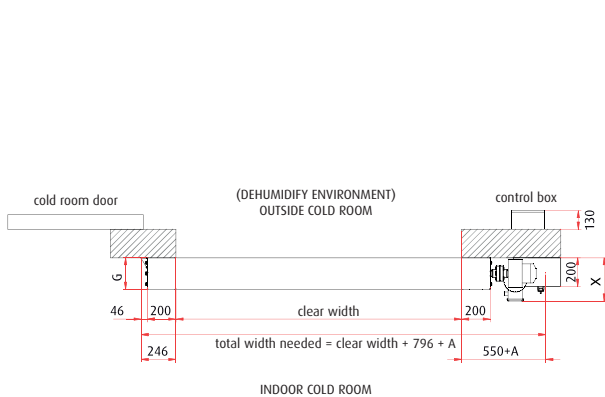


Instant Pass® ISO in freezing warehouse with roller belt between two negative temperature environments.

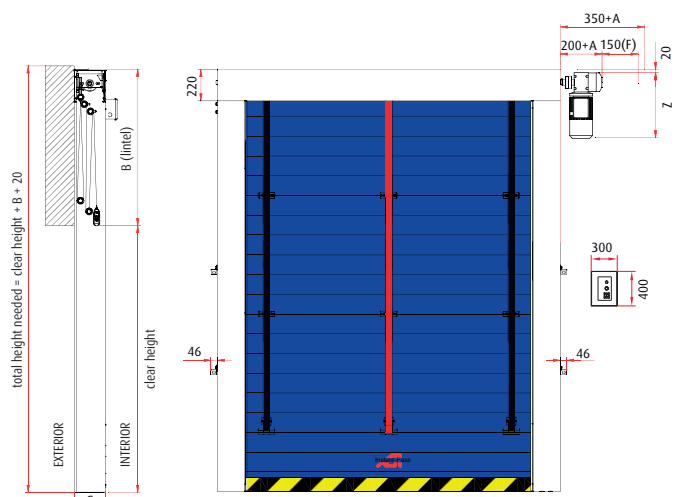


Detail of canvas with thermal isolation.

Installation measurements Instant Pass® ISO (mm.)



A, B, G, X, Z Check the tables



Inside installation

The figures provided here are intended for guidance only. Please ask our sales department to confirm any information.

Canvas specifications and options



Reinforcement bars with rubber caps for reducing wear and tear and noise. For stackable models.



Belt guides and locking clamps made from polyamide to avoid wear and tear and noise. For stackable models.




Resistant bars, light and flexible for absorbing impacts. For stackable models.



Black and yellow skirting detail and red safety strip. For stackable models.



High speed door with outside view screen printed with landscapes or photographs.



Double canvas with insulation. Useful for reducing noise and thermal insulation.



Canvas door printed with text.



Canvas door printed with logos.

The base material is a plastic canvas that is highly resistant to wear and tear and discolouring. A tinted PVC compound is applied to a polyester fabric, producing a canvas that is extremely resistant to breaking and tearing.

The sheaths that support the reinforcements suitable for each type of door and which provide the rigidity and resistance required to support the air currents the sheet will be subject to are welded transversally to the inside part.

Transparent, PVC, 1 mm thickness viewing windows can optionally be installed. This material is resistant to solar radiation, thanks to an integrated UV filter. The weldings that join the canvas are also made with adapted moulds and by high frequency. **These specifications are common to the different high speed door models.**

Canvas specifications

1100 Dtex.


900 g/m².

420/380 daN/5 cm DIN 53354.


70/55 daN 7% ISO 4674.

Both sides.

Glass quality transparent PVC.



High speed door with perforated canvas (outside view).



High speed door with perforated canvas (inside view). To control the entry of people, animals, etc.



A combination of colours on one door.

HIGH SPEED DOORS

INSTANT
PASS

GRAND
PASS

INSTANT
ROLL

HERMETIC
ROLL

INSTANT
PROTECT

EASY ROLL

MIRFLEX

GENERAL
SPECIFICATIONS &
APPLICATIONS

OPENING
SIDE
DOORS

Opening systems



1. Photocell or barrier



2. Handle




3. Radar



4. Remote control



5. Magnetic detector



6. Push button

Canvas models and colours (colours RAL approximate)

STANDARD CANVAS FOR SPEED DOOR

Polyester fabric 1100 dtex coated with PVC and lacquered on both sides.

Roll-up doors (950 gr.)

M2

RAL 1003		Signal yellow
RAL 3002		Carmin red
RAL 5005		Signal blue
RAL 6026		Opal green
RAL 7016		Anthracite grey
RAL 7040		Window grey
RAL 9003		Signal white

M3

RAL 1014		Ivory
RAL 2002		Vermilion
RAL 2004		Pure orange
RAL 8016		Mahogany brown
RAL 9005		Jet black
RAL 9006		Grey aluminium

Fold up doors. FLEXTEx canvas 1000-FR (extremely flexible)

M2

RAL 1003		Signal yellow
RAL 3002		Carmin red
RAL 5005		Signal blue
RAL 7040		Window grey
RAL 9003		Signal white


SPECIAL CANVAS FOR HERMETIC ROLL AND INSTANT PROTECT DOORS

Polyester fabric of double layer with PVC and lacquered on both sides. With rotation direction and lateral stiffness. Approved by the FDA to be in contact with food items. Thickness: 2mm.

Blue	
Red	
Orange	
Yellow	
Grey	


PERFORATED CANVAS

Polyester fabric 1100 dtex coated with PVC. Available two options:



ISOLATION CANVAS

Polyester fabric 1100 dtex coated with PVC. Available two options:




For further information, please consult our detailed product catalogues:



General Catalogue
Industrial doors and loading bay equipment



Loading bay equipment:
loading docks, safety systems and lifting tables



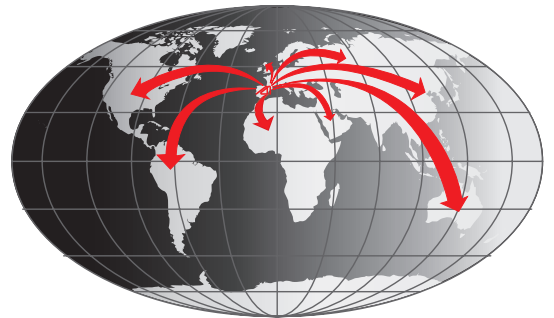
Sectional Doors



Speed Doors

Industrial doors and loading bay equipment

We are present in more than 50 countries
EUROPE, AFRICA, LATIN AMERICA, MIDDLE EAST



@angelmirporbisa



angelmirporbisa



angelmirporbisa



angelmirporbisa

Distributor:



73 Gladstone Street, Kirkby-in-Ashfield
Nottinghamshire NG17 7HS

☎ 07976 591906

✉ steve@pearsonindustrialdoors.co.uk

🌐 pearsonindustrialdoors.co.uk